






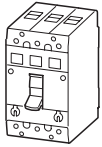
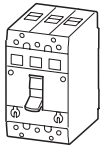




Molded Case Circuit Breakers and Switches

Overview of Combination Options for Type NZM 7...

		Auxiliary contacts			Voltage trips				
		NHI...: Standard RHI...: Trip-indicating VHI...: Early-make			A...: Shunt trip AVHI...: Shunt trip with early-make auxiliary contact U...: Undervoltage trip UHI...: Undervoltage trip with early-make auxiliary contact				
Type		 EK... (NHI)	 EK... (RHI)	 VHI-NZM 7	 A-NZM 7	 AVHI-NZM 7	 U-NZM 7	 UHI-NZM 7	
Molded case circuit breaker									
	NZM 7(A)...N(S)-NA	● ● ●	●	● or	● or	● or	● or	● or	● or
Molded case switch									
	NZM 7...-NA	● ● ●	●	● or	● or	● or	● or	● or	● or
Molded case circuit breaker with remote control drive									
	NZM 7(A)...N(S)-NA +R-NZM7	● ● ●	●	—	●	or	●	or	or
Molded case switch with remote control drive									
	NZM 7...-NA +R-NZM7	● ● ●	●	—	●	or	●	or	or









Notes

- Options for combination
- ◆ Included as standard
- Dots in each row represent the types which can be combined together in the types shown at left
- Dashes indicate incompatibility
- A ● corresponds with one device
- All accessories can be field or factory installed

Molded Case Circuit Breakers and Switches

Overview of Combination Options for Type NZM 7...

Circuit Breakers, Disconnect Switches, Molded Case Switches

Remote control drive	Handle operators				Connection systems		
	Rotary Drive Mechanism	Rotary handle	Cover/door interlocking Rotary handle		Cable terminals	Bolt-on connection (optional)	
			(R)H-NZM 7	HOV-NZM 7		front	rear
							
R-NZM 7	DA(OV)-NZM 7	HU-NZM 7	(R)H-NZM 7	HOV-NZM 7	K 150-NZM 7	NZM 7...-NA M8	RG-NZM 7
● or	●	● or	● or	●	◆	●	●
● or	●	● or	● or	●	◆	●	●
◆	-	-	-	-	◆	●	●
◆	-	-	-	-	◆	●	●