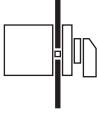
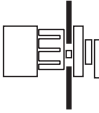

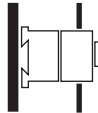
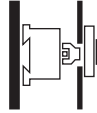


T Cam Switches, P Motor Disconnect Switches

Overview of Functions

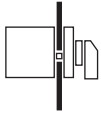
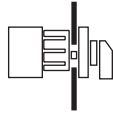
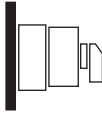
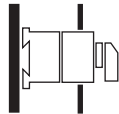
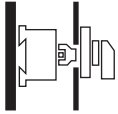
Function	Cover mounting .../E...	Single hole mounting .../EZ...	Surface mounting .../I...	Base mounting with cover .../IVS...	Base mounting .../Z...
					
For single-phase applications					
Motor disconnect switches for use as Emergency-Stop devices ¹⁾	→ 07/012		→ 07/013		→ 07/013
On-Off switches with auxiliary contacts	→ 07/014	→ 07/015	→ 07/015	→ 07/015	→ 07/015
Emergency-Stop switches	→ 07/016		→ 07/017	→ 07/017	
Change-over switches	→ 07/018	→ 07/019	→ 07/019	→ 07/019	→ 07/019
For three-phase applications					
Motor disconnect switches for use as Emergency-Stop devices ¹⁾	→ 07/020		→ 07/021		→ 07/021
Main disconnect switches with auxiliary contacts for use as Emergency-Stop devices ¹⁾	→ 07/022		→ 07/023		→ 07/023
On-Off switches	→ 07/024	→ 07/025	→ 07/025	→ 07/025	→ 07/025
On-Off switches with auxiliary contacts for use as Emergency-Stop devices ¹⁾	→ 07/026	→ 07/027	→ 07/027	→ 07/027	→ 07/027
Change-over switches	→ 07/028	→ 07/029	→ 07/029	→ 07/029	→ 07/029
Reversing switches	→ 07/030	→ 07/031	→ 07/031	→ 07/031	→ 07/031
Star-delta switches	→ 07/030	→ 07/031	→ 07/031	→ 07/031	→ 07/031
Multi-speed switches	→ 07/032	→ 07/033	→ 07/033	→ 07/033	→ 07/033

Notes

¹⁾ to IEC/EN 60 204-1, VDE 0113 part 1;
with red thumb-grip and yellow front plate

T Cam Switches, P Motor Disconnect Switches

Overview of Functions

Function	Cover mounting .../E...	Single hole mounting .../EZ...	Surface mounting .../I...	Base mounting with cover .../IVS...	Base mounting .../Z...
					
Control switches					
Stepping switches	→ 07/034	→ 07/034	→ 07/035	→ 07/035	→ 07/035
On-Off switches, change-over switches	→ 07/038	→ 07/038	→ 07/039	→ 07/039	→ 07/039
Hand/Auto switches	→ 07/040	→ 07/040	→ 07/041	→ 07/041	→ 07/041
Spring-return switches	→ 07/042	→ 07/042	→ 07/043	→ 07/043	→ 07/043
Multi-purpose control switches	→ 07/044	→ 07/044	→ 07/045	→ 07/045	→ 07/045
Coding switches	→ 07/044	→ 07/044	→ 07/045	→ 07/045	→ 07/045
Series switches	→ 07/044	→ 07/044	→ 07/045	→ 07/045	→ 07/045
Instrument selector switches (voltage)	→ 07/046	→ 07/046	→ 07/047	→ 07/047	→ 07/047
Instrument selector switches (current)	→ 07/046	→ 07/046	→ 07/047	→ 07/047	→ 07/047
Switches with locking arrangements	→ 07/048		→ 07/049		→ 07/049