

RMQ16
Illuminated Selector Switches, Contact Elements

Pushbuttons and Stacklights

				Square style Front dimensions:			
				18 × 18 mm	25 × 25 mm		
Function	Contacts	Thumb-grip color		Type	Type	Price	
Article no.	Article no.			Article no.	Article no.	See Price List	
<p>Function ▷ = Maintained ▽ = Momentary</p> <p>Contacts N.O. = normally open N.C. = normally closed ⊕ = Positive opening safety function to IEC/EN 60 947-5-1 N.O. N.C.</p>							
<p>Illuminated selector switches, NEMA 13, IP65, 2 positions Includes VS anti-rotation guard ring Without filament bulb</p>							
	▷ 45°		white	Q18LWK1-WS 040349	Q25LWK1-WS 040658		
	▷ 45°		red	Q18LWK1-RT 039337	Q25LWK1-RT 040657		
	▷ 45°		green	Q18LWK1-GN 039336	Q25LWK1-GN 040656		
	▽ 45°		white	Q18LWK1R-WS 040376	Q25LWK1R-WS 040661		
	▽ 45°		red	Q18LWK1R-RT 040351	Q25LWK1R-RT 040660		
	▽ 45°		green	Q18LWK1R-GN 040350	Q25LWK1R-GN 040659		
<p>Illuminated selector switches, NEMA 13, IP65, 3 positions Includes VS anti-rotation guard ring Without filament bulb</p>							
	45° ▷ 45°		white	Q18LWK3-WS 072322	Q25LWK3-WS 072358		
	45° ▷ 45°		red	Q18LWK3-RT 072323	Q25LWK3-RT 072359		
	45° ▷ 45°		green	Q18LWK3-GN 072324	Q25LWK3-GN 072360		
	45° ▽ 45°		white	Q18LWK3R-WS 072325	Q25LWK3R-WS 072361		
	45° ▽ 45°		red	Q18LWK3R-RT 072326	Q25LWK3R-RT 072362		
	45° ▽ 45°		green	Q18LWK3R-GN 072327	Q25LWK3R-GN 072363		
	45° ▽ 45°		white	Q18LWK3R1-WS 072328	Q25LWK3R1-WS 072364		
	45° ▽ 45°		red	Q18LWK3R1-RT 072329	Q25LWK3R1-RT 072365		
	45° ▽ 45°		green	Q18LWK3R1-GN 072330	Q25LWK3R1-GN 072366		
	45° ▷ 45°		white	Q18LWK3R2-WS 072331	Q25LWK3R2-WS 072367		
	45° ▷ 45°		red	Q18LWK3R2-RT 072332	Q25LWK3R2-RT 072368		
	45° ▷ 45°		green	Q18LWK3R2-GN 072333	Q25LWK3R2-GN 072369		
<p>Contact elements^{1) 2)} Admissible operational voltage: 5 – 250 V</p>							
	1		green	E10 090351	E10 090351		
	1 ⊕		red	E01 090401	E01 090401		

Notes

1) $\begin{matrix} |_{xy} \\ |_{xy} \end{matrix}$ x = Sequence numbers on front element
 y = Function numbers on contact element

2) Snaps firmly on the sides of the operator. Blade terminals will accept AMP # 60197-1, 62050-1 or equivalent UL/CSA listed fast-on connectors.


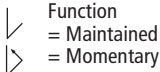
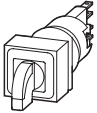


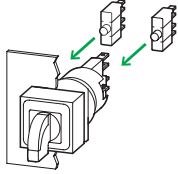










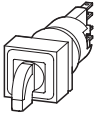





























3) UL listed File No. E 29 184
 CSA certified File No. 46 552

RMQ16


UL / CSA / IEC / CE

Illuminated Selector Switches, Contact Elements

Pushbuttons and Stacklights

				 Square style Front dimensions:				
 Function = Maintained = Momentary	Thumb-grip color			18 × 18 mm	25 × 25 mm	Price See Price List	Notes	
		Type	Type	Article no.	Article no.			
Illuminated selector switches, NEMA 13, IP65, 2 positions								
Includes VS anti-rotation guard ring With filament bulb, 24 V								
		45°	 white	Q18LWK1-WS/WB 038978	Q25LWK1-WS/WB 040379			
		45°	 red	Q18LWK1-RT/WB 038930	Q25LWK1-RT/WB 040378			
		45°	 green	Q18LWK1-GN/WB 038883	Q25LWK1-GN/WB 040377			
		45°	 white	Q18LWK1R-WS/WB 039335	Q25LWK1R-WS/WB 040476			
		45°	 red	Q18LWK1R-RT/WB 039248	Q25LWK1R-RT/WB 040381			
		45°	 green	Q18LWK1R-GN/WB 039247	Q25LWK1R-GN/WB 040380			
Illuminated selector switches, NEMA 13, IP65, 3 positions								
Includes VS anti-rotation guard ring With filament bulb, 24 V								
	45°		45°	 white	Q18LWK3-WS/WB 072334	Q25LWK3-WS/WB 072346	Accessories Page Assembly aids and accessories 05/064	
	45°		45°	 red	Q18LWK3-RT/WB 072335	Q25LWK3-RT/WB 072347		
	45°		45°	 green	Q18LWK3-GN/WB 072336	Q25LWK3-GN/WB 072348		
	45°		45°	 white	Q18LWK3R-WS/WB 072337	Q25LWK3R-WS/WB 072349		
	45°		45°	 red	Q18LWK3R-RT/WB 072338	Q25LWK3R-RT/WB 072350		
	45°		45°	 green	Q18LWK3R-GN/WB 072339	Q25LWK3R-GN/WB 072351		
	45°		45°	 white	Q18LWK3R1-WS/WB 072340	Q25LWK3R1-WS/WB 072352		
	45°		45°	 red	Q18LWK3R1-RT/WB 072341	Q25LWK3R1-RT/WB 072353		
	45°		45°	 green	Q18LWK3R1-GN/WB 072342	Q25LWK3R1-GN/WB 072354		
	45°		45°	 white	Q18LWK3R2-WS/WB 072343	Q25LWK3R2-WS/WB 072355		
	45°		45°	 red	Q18LWK3R2-RT/WB 072344	Q25LWK3R2-RT/WB 072356		
	45°		45°	 green	Q18LWK3R2-GN/WB 072345	Q25LWK3R2-GN/WB 072357		
Contact elements^{1) 2)}								
Admissible operational voltage: 5 – 250 V								
	1 N.O.		 green	E10 090351	E10 090351			
	1 N.C.		 red	E01 090401	E01 090401			

Notes

- 1)  x = Sequence numbers on front element
y = Function numbers on contact element
- 2) Snaps firmly on the sides of the operator. Blade terminals will accept AMP # 60197-1, 62050-1 or equivalent UL/CSA listed fast-on connectors.
- 3) UL listed File No. E 29 184
CSA certified File No. 46 552