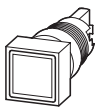





















RMQ16
Pushbutton Operators, Contact Elements

		Contacts		Button plate	Square style Front dimensions:		Price See Price List	
		N.O. = normally open N.C. = normally closed ⊕ = Positive opening safety function to IEC/EN 60 947-5-1	N.O. N.C.		18 × 18 mm Type Article no.	25 × 25 mm Type Article no.		
Pushbutton operators, NEMA 13, IP65								
Momentary								
			green (I/START)		Q18D-11 086332	Q25D-111 102422		
			red (O/STOP)		Q18D-10 086299	Q25D-110 102421		
			white (I/START)		Q18D-20 054041	Q25D-122 109344		
			black (O/STOP)		Q18D-19 054040	Q25D-112 109345		
			black		Q18D-SW 086788	Q25D-SW 087230		
			white		Q18D-WS 086752	Q25D-WS 086808		
			green		Q18D-GN 086450	Q25D-GN 086409		
			red		Q18D-RT 086713	Q25D-RT 086444		
			yellow		Q18D-GE 086417	Q25D-GE 086343		
			blue		Q18D-BL 086384	Q25D-BL 086328		
			Without		Q18D-X 093623	Q25D-X 093624		
	Maintained							
				black		Q18DR-SW 086269	Q25DR-SW 088739	
				white		Q18DR-WS 086243	Q25DR-WS 088701	
			green		Q18DR-GN 086176	Q25DR-GN 088531		
			red		Q18DR-RT 086209	Q25DR-RT 088627		
			yellow		Q18DR-GE 090482	Q25DR-GE 088404		
			blue		Q18DR-BL 090241	Q25DR-BL 088110		
			Without		Q18DR-X 093625	Q25DR-X 093626		
Contact elements ^{1) 2)}								
Admissible operational voltage: 5 – 250 V								
			green		E10 090351	E10 090351		
			red		E01 090401	E01 090401		

Notes

1) $\begin{matrix} | \\ xy \end{matrix}$ x = Sequence numbers on front element
y = Function numbers on contact element

2) Snaps firmly on the sides of the operator. Blade terminals will accept AMP # 60197-1, 62050-1 or equivalent UL/CSA listed fast-on connectors.

3) UL listed File No. E 29 184
CSA certified File No. 46 552