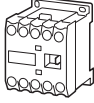

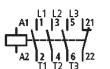






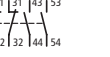

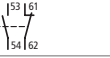


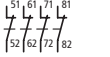

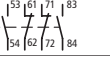
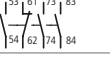
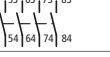
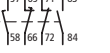


**DIL Contactors**  
Basic Devices, Modules

	Rating data							General purpose continuous current open/ enclosed	IEC/EN 60 947			Standard auxiliary contacts		Terminal markings			
	UL/CSA max. Horsepower rating 50/60 Hz								Max. 3-phase motor ratings (kW)								
	1 phase			3 phase					AC-3			N.O. = normally open N.C. = normally closed					
	115 V	200 V	230 V	200 V	230 V	460 V	575 V	A	220 V	380 V	660 V	230 V	400 V	690 V	N.O.	N.C.	Circuit diagram
	HP	HP	HP	HP	HP	HP	HP		kW	kW	kW						
<b>Basic devices</b>																	
3-pole, with auxiliary contacts 	1/4	3/4	1	1 1/2	2	3	3	15/13.5	1.5	3	3	1	-				
	1/4	3/4	1	1 1/2	2	3	3		1.5	3	3	-	1				
	1/2	1	1 1/2	2	3	5	5		2.2	4	4	1	-				
	1/2	1	1 1/2	2	3	5	5		2.2	4	4	-	1				
	4-pole	1/2	1	1 1/2	2	3	5	5		2.2	4	4	-	-			
<b>Auxiliary contact modules</b>																	
2-pole 								10				-	2				
												1	1				
4-pole								10				2	2				
2-pole												-	2				
4-pole											1	1					
											2	-					
											1 <sup>1)</sup>	1 <sup>1)</sup>					
											-	4					
											1	3					
											2	2					
											3	1					
										4	-						
										2 <sup>1)</sup>	2 <sup>1)</sup>						

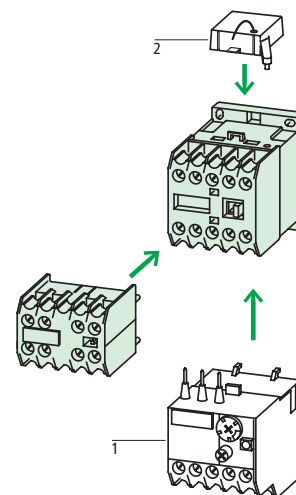
Notes: <sup>1)</sup> 1 early-make contact, 1 late-break contact

**DIL Contactors**  
Basic Devices, Modules

UL / CSA / IEC / CE

Combination options	AC operated		DC operated	
	Type Article No.	Price see price list	Type Article No.	Price see price list
	Coil voltages shown in (...) For other coil voltages, → page 03/064		Coil voltages shown in (...) For other coil voltages, → page 03/064	
● -	<b>DILEEM-10(120V60HZ)</b> 051611		<b>DILEEM-10-G(24VDC)</b> 051643	
- ●	<b>DILEEM-01(120V60HZ)</b> 051636		<b>DILEEM-01-G(24VDC)</b> 051650	
● -	<b>DILEM-10(120V60HZ)</b> 051783		<b>DILEM-10-G(24VDC)</b> 010213	
- ●	<b>DILEM-01(120V60HZ)</b> 051792		<b>DILEM-01-G(24VDC)</b> 010343	
● -	<b>DILEM-4(120V60HZ)</b> 051801		<b>DILEM4-G(24VDC)</b> 012701	
● -	<b>02DILEM</b> 010064		<b>02DILEM</b> 010064	
● -	<b>11DILEM</b> 010080		<b>11DILEM</b> 010080	
● -	<b>22DILEM</b> 010112		<b>22DILEM</b> 010112	
● ●	<b>02DILE</b> 010240		<b>02DILE</b> 010240	
● ●	<b>11DILE</b> 010224		<b>11DILE</b> 010224	
● ●	<b>20DILE</b> 010208		<b>20DILE</b> 010208	
● ●	<b>11DDILE</b> <sup>1)</sup> 049824		<b>11DDILE</b> <sup>1)</sup> 049824	
● ●	<b>04DILE</b> 010256		<b>04DILE</b> 010256	
● ●	<b>13DILE</b> 002397		<b>13DILE</b> 002397	
● ●	<b>22DILE</b> 010288		<b>22DILE</b> 010288	
● ●	<b>31DILE</b> 048912		<b>31DILE</b> 048912	
● ●	<b>40DILE</b> 010304		<b>40DILE</b> 010304	
● ●	<b>22DDILE</b> <sup>1)</sup> 049823		<b>22DDILE</b> <sup>1)</sup> 049823	

Notes:


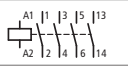




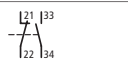
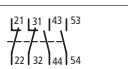
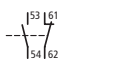
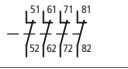
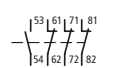
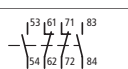
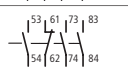
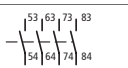
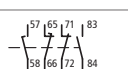


Accessories	Page
1 Overload relay	04/004
2 Suppressor	03/053
Other operating voltages	03/064
Accessories	03/053

Miniature contactors with positively driven contacts. Not in the case of early-make or late-break contacts.  
The DC operated contactors are supplied as standard with a diode/resistor combination surge suppressor.  
Coil power consumption: 2,6 W

Contactors contacts to EN 50 012  
Auxiliary contact module contact:  
...DIL EM to EN 50 012  
...DIL E to EN 50 005  
Contacts to EN 50 012 should be given preference.

**DIL Contactors**  
Basic devices with cage clamp

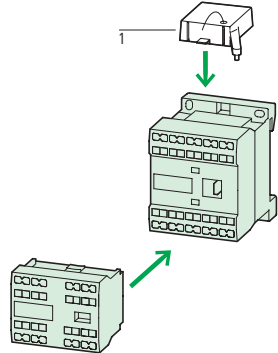
	Rating data							General purpose continuous current open/ enclosed	IEC/EN 60 947 Max. 3 phase motor ratings (kW)			Standard auxiliary contacts		Terminal markings
	UL/CSA max. Horsepower rating 50/60 Hz								A	220 V 230 V kW	380 V 400 V kW	660 V 690 V kW	N.O. = normally open N.C. = normally closed	Circuit diagram
	1 phase			3 phase										
	115V HP	200V HP	230V HP	200V HP	230V HP	460V HP	575V HP				N.O.	N.C.		
<b>Basic devices</b>														
3-pole, with auxiliary contacts 	1/4	3/4	1	1 1/2	2	3	3	15/13.5	1,5	3	3	1	–	
	1/4	3/4	1	1 1/2	2	3	3		1,5	3	3	–	1	
	1/2	1	1 1/2	2	3	5	5		2,2	4	4	1	–	
	1/2	1	1 1/2	2	3	5	5		2,2	4	4	–	1	
<b>Auxiliary contact modules</b>														
2-pole 								10				1	1	
4-pole												2	2	
2-pole								10				1	1	
4-pole								10				–	4	
												1	3	
												2	2	
												3	1	
												4	–	
												2 1)	2 1)	

Notes

<sup>1)</sup> 1 early-make contact, 1 late-break contact

**DIL Contactors**  
Basic devices with cage clamp

UL / CSA / IEC / CE

Combination options	AC operated		DC operated		Notes
	Type	Price	Type	Price	
	Article No.	see price list	Article No.	see price list	
● -	DILEEM-10-C(120V60HZ) 230039		DILEEM-10-G-C(24VDC) 230052		 <p><b>Accessories</b> <span style="float: right;"><b>Page</b></span></p> <p>1 Suppressor <span style="float: right;">03/053</span></p> <p>Additional operating voltages <span style="float: right;">03/064</span></p> <p>Accessories <span style="float: right;">03/053</span></p> <p>Miniature contactors with positively driven contacts. Not in the case of early-make or late-break contacts. The DC operated contactors are supplied as standard with a diode/resistor combination surge suppressor. Coil power consumption: 2,6 W</p> <p>Contactors contacts to EN 50 012 Auxiliary contact module contact: ...DIL EM to EN 50 012 ...DIL E to EN 50 005 Contacts to EN 50 012 should be given preference.</p>
- ●	DILEEM-01-C(120V60HZ) 230132		DILEEM-01-G-C(24VDC) 230155		
● -	DILEM-10-C(120V60HZ) 231658		DILEM-10-G-C(24VDC) 230165		
- ●	DILEM-01-C(120V60HZ) 231681		DILEM-01-G-C(24VDC) 230167		
● -	11DILEM-C 230255		11DILEM-C 230255		
● -	22DILEM-C 230256		22DILEM-C 230256		
● ●	11DILE-C 230257		11DILE-C 230257		
● ●	04DILE-C 230258		04DILE-C 230258		
● ●	13DILE-C 230259		13DILE-C 230259		
● ●	22DILE-C 230260		22DILE-C 230260		
● ●	31DILE-C 230262		31DILE-C 230262		
● ●	40DILE-C 230263		40DILE-C 230263		
● ●	22DDILE-C 230264		22DDILE-C 230264		